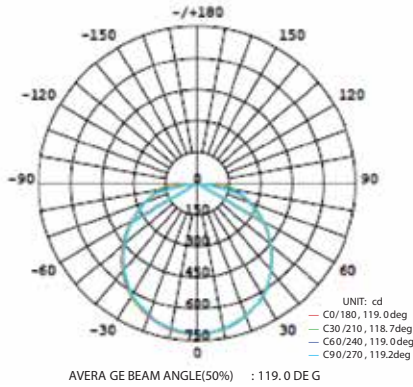
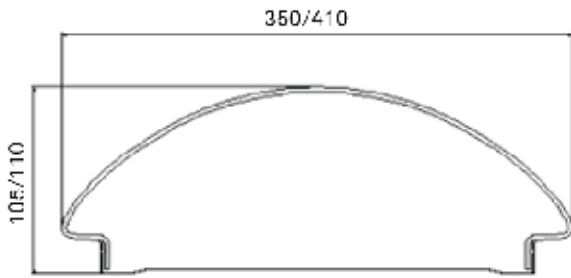




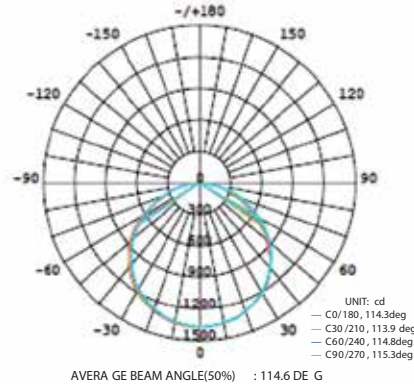
CLI Series- 2

Technical Specification

Size : $\varnothing 350$ mm x Height 105mm/
 $\varnothing 410$ mm x Height 110 mm
 Input current: 0.096 A(230 V)/0.192A(230 V)
 Output current: 0.648A/ 0.98A
 Power factor: >0.9
 Efficiency: >85%
 Light Intensity: 760 cd/ 1100 cd
 Luminous flux: 1600lm/3200 lm
 Net weight: 1kg/1.5kg
 Mild Steel / Die-cast Aluminium Body
 PMMA Cover



40 W



20 W

Model	Power	Input Voltage	Output voltage	Beam Angle	Color Temperature	CRI
CLS- 20- LS Y350 YB	20W	85- 265V AC 47-63HZ	31V	114°	2800-3200 K/ 4000-4500 K/ 5500-6000 K	>75 RA
CLS-40- LS Y410 YB	40W			119°		