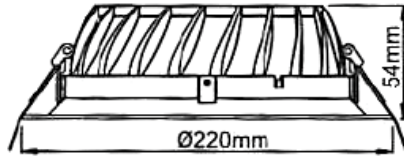
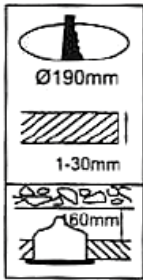




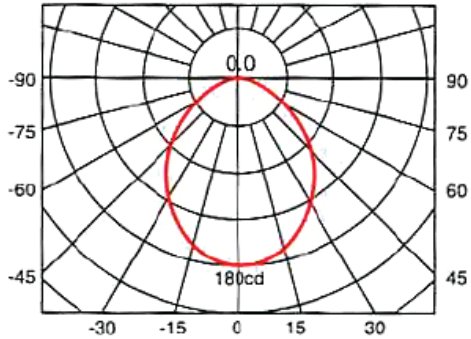
## JL S Series-3

### Technical Specification

- Cyclone type aluminium die-cast heat sink
- Die-cast aluminium trim
- High transmit Acrylic diffuser with no glare
- SMD LED power: 6W, 9W, 15W, 20W, 24W
- Color Temp. (options): 3000 K - 5000 K
- CRI:  $\geq 80$

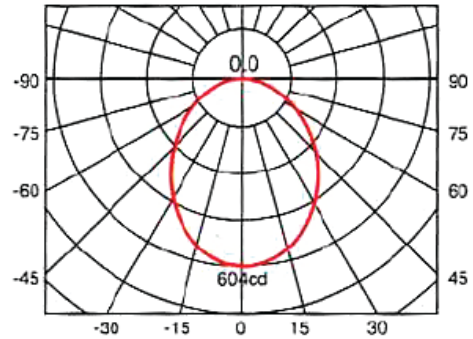


The light intensity distribution curve of polar coordinate



6W

The light intensity distribution curve of polar coordinate



24W

| Model             | Wattage | Beam Angle | Lumen | Dimension (mm) | Cut Out (mm) |
|-------------------|---------|------------|-------|----------------|--------------|
| DLS-06-12-JL3001R | 6W      | 120°       | 450   | Ø110 x30.7     | Ø95          |
| DLS-09-12-JL4001R | 9W      |            | 630   | Ø140 x46.3     | Ø120         |
| DLS-15-12-JL5001R | 15W     |            | 1050  | Ø180 x44.2     | Ø150         |
| DLS-20-12-JL6001R | 20W     |            | 1400  | Ø200 x51.7     | Ø175         |
| DLS-24-12-JL8001R | 24W     |            | 1680  | Ø220 x54       | Ø190         |

