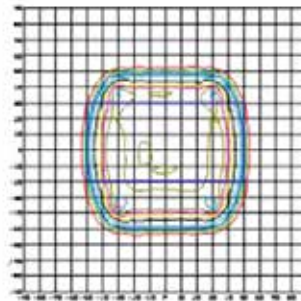
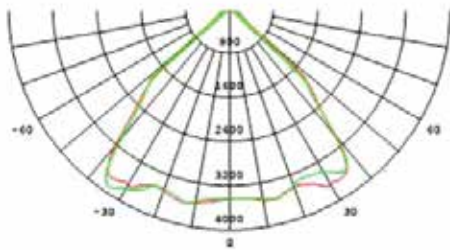
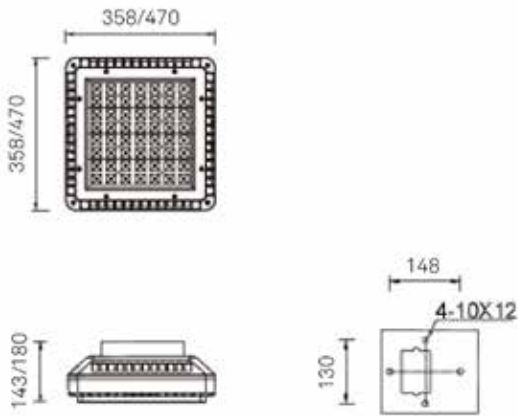




## CLO Series-6

### Technical Specification

Beam Angle: 100° / 95°  
 Movable Angle: Fixed  
 Power Factor: >0.95PF  
 Operating Temperature: -20~+45°  
 Light Source: LED  
 Aluminium die cast body



Model	Power	Input Voltage	Frequency	Color Temperature	CRI	Light Efficiency
CLS-70- YS137A	70 W	AC100 V~240 V	50~60 Hz	4000 / 5000 / 6000 K	>70RA	85LM/ W
CLS-100- YS137A	100 W					W
CLS-140- YS137B	140 W					90LM/W
CLS-180- YS137B	180 W					80LM/W